

Help Topics – Selecting a Topic

Catalog Home Page – Selecting a Component	1
Functional Elements in the Upper Area	2
Left-Hand Edge of the Screen: Elements for Navigating and Searching	3
Display and Zoom Functions of the Drawings	4
Shopping Basket – Adding Components and Defining the Transaction	5
Sending the Shopping Basket	6
Send us a Message	7



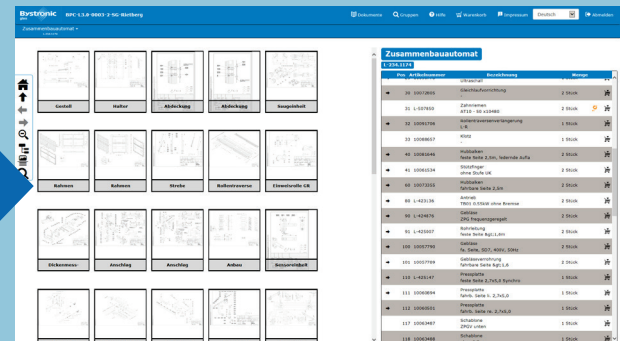
Catalog Home Page – Selecting a Component

The main components are displayed with a photo, year of manufacture, type code and serial number.

Click on a small photo or on the arrow keys to navigate between the main components.

Click on the large photo to display the components of the machine or equipment.

- 1
- 2
- 3
- 4
- 5
- 6
- 7





Functional Elements in the Upper Area

Documents:
Operating instructions
and wiring diagrams in
PDF-format



Product groups:
Find components
based on their function
or their shape



W1:
Find components with
average wear



W2:
Find components with
high wear

Basket:

Inquire about prices
here or send orders
directly

The screenshot shows the top navigation bar with icons for Documents, Groups, Help, Basket, Imprint, a language dropdown set to English, and a Logout button. Below the navigation bar, there are two PDF document thumbnails on the left, one labeled 'Frame'. On the right, a table titled 'Assembly and Gas-Filling Robot L-234.1059' is displayed.

Pos.	Articlenumber	Description	Qty.
→ 10	L-421544	Rack ZP ...V SP G	1 Pieces
11	L-359564	Profile U 36.0x 36.0x 3.0x2490.0 9237	1 Pieces
12	L-359565	Profile U 36.0x 36.0x 3.0x2615.0 9237	2 Pieces
→ 20	L-422838	Frame ZP 2.3x3.5 feste Seite	1 Pieces
→ 21	L-422864	Frame ZP 2.3x3.5 feste Seite	1 Pieces

1

2

3

4

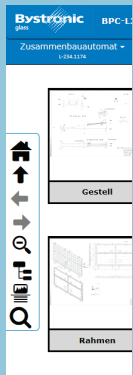
5

6

7



Left-Hand Edge of the Screen: Elements for Navigating and Searching



Jumps back to the home screen of the application



Resets a magnified drawing to its original size



Opens the next higher level



Shows or hides the assembly structures



Jumps to the preceding assembly on the same level



Switches between 3 display types for drawing and component list



Jumps to the next assembly on the same level



Search function. Enables searching by part number or by component name

1

2

3

4

5

6

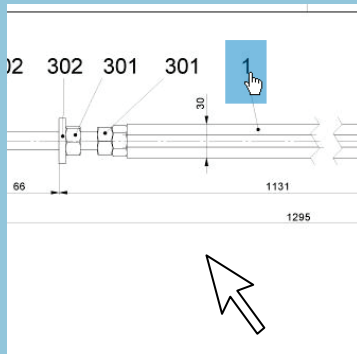
7



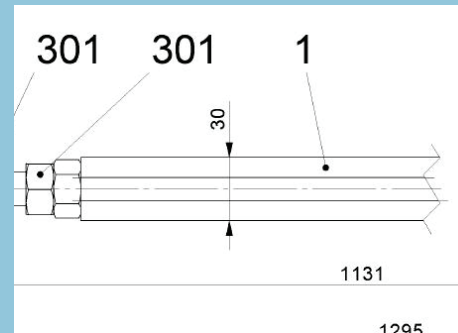
Display and Zoom Functions of the Drawings

Move the cursor to an item number on the drawing to select the component in the list.

Click on the item number to display more information about the component.



Click outside an item number in the drawing to enlarge the display.



1

2

3

4

5

6

7



Shopping Basket – Adding Components and Defining the Transaction

To add a component to the shopping basket:
Click on the component or on the symbol «**Add to basket**».
⇒ The «**Part information**» window appears.

Click on «**Add to my basket**».
⇒ The content of the shopping basket is shown.

Click on «**Continue**». In the next window, you can define the transaction type: Request or Order.

Part information

Article Number: L-515204
 Designation: Pressure spring
 Specification: für Schnapper 07560.10-2
 Wearing Category: W1
 Used in Catalog: 2 Pieces [show usage](#)
 Used in Machine: 2 Pieces [show usage](#)
 Quantity: Pieces

Add to my basket

Basket

Your current basket.

Part Number	Designation	Quantity
L-515204	Pressure spring	1 Pieces <input type="text" value="1"/> <input type="button" value="x"/>
L-306731	Roller	10 Pieces <input type="text" value="10"/> <input type="button" value="x"/>

Basket

Order Header

Customer: Name:
 Order ID:
 Date:

Parts

Pos	PartNumber	Designation	Quantity
01	L-515204	Pressure spring	1
02	L-306731	Roller	10
03			1
04			1
05			1
06			1
07			1

1

2

3

4

5

6

7



Sending the Shopping Basket

Scroll down to display the «**Submit transaction**» button.
Click on «**Submit transaction**».

⇒ The message «**Order XXX has been saved**» appears.

Click on «**Show Order**» to display an overview of the order.

Pos	Partnumber	Designation	Quantity
01	L-515204	Pressure spring	1
02	L-306731	Roller	10
03			1
04			1
05			1
06			1
07			1
08			1
09			1
10			1
11			1
12			1

Print | EMail

Bystronic Parts Catalog – Global

Request

From: Sent by:

Catalog no.: bpc-43.0-0001-1
BPC processing no.: 00000063
Date and time: 28.01.2016 11:57:54

Please send us a quotation for the following items:

Part No.	Designation	Quantity	Unit	Illustration	Reference
L-515204	Pressure spring	1	Stuck		L-233.0886
L-306731	Roller	10	Stuck		L-212.4275

Preferred delivery date: Normal
Accepted form of delivery: complete delivery or partial delivery
Your request will be processed by:

1

2

3

4

5

6

7



Send us a message

The catalog has been compiled with great care and we have tried to make its usability as easy as possible. Should you still experience any problems, please contact your nearest service partner or:

Documentation.LE@bystronic-glass.com
(Bystronic Lenhardt – Germany).

We welcome your praise, criticism and suggestions.

Your Bystronic Lenhardt Documentation Team.

1**2****3****4****5****6****7**